

Introduction to Splinting: A Clinical Reasoning and Problem-Solving Approach, 3rd Edition

BY BRENDA M. COPPARD, PHD, OTR/L, AND
HELENE LOHMAN, MA, OTD, OTR/L


This third edition helps readers master the basic theory, principles, and techniques of splinting needed for clinical practice. Using a combination textbook/workbook format, it integrates theory and technical knowledge with hands-on learning features that equip readers with essential clinical knowledge, critical thinking skills, and problem-solving skills associated with splinting. Companion CD contains video clips demonstrating how to fabricate specific splints.

ISBN-13: 978-0-32303-384-8, 522 pages, 2008

Order #1425-CG

AOTA Members: \$62.95, Nonmembers: \$89.50

Distributed Product



Fundamentals of Hand Therapy: Clinical Reasoning and Treatment Guidelines for Common Diagnoses of the Upper Extremity

EDITED BY CYNTHIA COOPER, MFA, MA,
OTR/L, CHT


This illustrated text and reference emphasizes the fundamentals of hand therapy—for both specialists and non-specialists who encounter clients with hand issues. It provides a consistent format with tips and guidelines for hand therapy treatment. Coverage includes hand anatomy, key terms and concepts, and the evaluation process. A focus on professional issues includes clients with functional somatic syndromes and challenging behavior, client-therapist rapport, and the roles of therapy assistants. Providing many case studies, this text helps therapists think critically about clients' individual needs.

ISBN-13: 978-0-323-03386-2, 576 pages, 2007

Order #1408-CG

AOTA Members: \$69.95, Nonmembers: \$99.50

Distributed Product



The Physiology of the Joints, Volume 1: Upper Limb, 6th Edition

BY A. I. KAPANDJI


Provides readers with a unique guide to understanding the mechanics of the joints in the upper limb with the use of diagrams rather than text. The quality, clarity, and simplicity of these drawings and diagrams help make them easily understood.

ISBN-13: 978-0-44310-350-6, 361 pages, 2007

Order #1426-CG

AOTA Members: \$59.95, Nonmembers: \$85.25

Distributed Product



Hand and Upper Extremity Rehabilitation: A Practical Guide, 3rd Edition

EDITED BY SUSAN L. BURKE, OTR/L, CHT, MBA; JAMES P.
HIGGINS, MD; MICHAEL A. MCCLINTON, MD; REBECCA J.
SAUNDERS, PT, CHT; AND LAUREN VALDATA, PT, CHT


With a convenient outline format, this reference is ideal for use at the point of care. It covers common medical conditions of the hand, discussing both surgical and nonsurgical therapy options. Rehabilitation for both types of treatment is reviewed, and potential postoperative complications are addressed. Reflecting the collaborative nature of current practice, each chapter is written by a hand therapist with surgical content provided by a hand surgeon. Ideal for clinical reference or exam review!

ISBN-13: 978-0-443-06663-9, 762 pages, 2006

Order #1348-CG

AOTA Members: \$79.95, Nonmembers: \$113.50

Distributed Product



Hand Rehabilitation: A Quick Reference Guide and Review, 2nd Edition

BY SUSAN WEISS, OTR/L, CHT, AND NANCY FALKSTEIN,
OTR/L, CHT, CEES


This one-of-a-kind review guide covers the essentials of hand rehabilitation. It includes multiple-choice questions with detailed answers and perforated, detachable practice questions that are great for review anywhere. "Clinical Gems" provide helpful hints and important facts to remember. Includes a CD-ROM with more than 200 questions and answers from the book, more than 400 illustrations, a convenient Quick Reference Guide, and a removable slide rule on the back cover that can be used in self-testing.

ISBN-13: 978-0-32302-610-9, 484 pages, 2005

Order #1319-CG

AOTA Members: \$63.95, Nonmembers: \$90.80

Distributed Product



Splinting the Hand and Upper Extremity: Principles and Process

BY MARYLYNN A. JACOBS, MS, OTR/L, CHT, AND NOELLE M. AUSTIN, MS, PT, CHT


This all-in-one splinting resource provides the information needed to successfully fabricate a multitude of splints and related interventions for the upper extremity. Covers everything from nomenclature, anatomy, tissue healing, and mechanics to the splint-making process, including pattern fabrication, equipment and materials selection, and alternative methods to splinting. More than 120 “Clinical Pearls” provide tips for customizing splints, containing costs, and improving time efficiency.

ISBN-13: 978-0-683-30630-9, 498 pages, 2003

Order #1399-CG

AOTA Members: \$74.95, Nonmembers: \$106.50

Distributed Product



Interactive Shoulder

BY STEPHEN COPELAND, LOUIS U. BIGLIANI, ROGER EMERY, ANDREW AMIS, ANDREW CHIPPINDALE, AND DAVID W. STOLLER (RADIOLOGY EDITOR)

CD-ROM




CD-ROM features the most complete, detailed 3-D model of the shoulder ever created, based on MRI scan data. Peel away layers from skin to bone, and rotate the model at any stage. Surgical and clinical relevance of all structures are covered through comprehensive text, still images, and clinical videos. The model is linked to radiology text.

ISBN-13: 978-1-90247-035-1, 2000

Order #4801-CG

AOTA Members: \$299, Nonmembers: \$424.50

Distributed Product



Yes.
AOTA
Membership
Works.



www.aota.org/membership

members@aota.org

800-SAY-AOTA

AOTA[®]

PR-211



MORE RESOURCES

Carpal Tunnel Syndrome: A Guide to Daily Activities, pg 40

The Hand: An Interactive Study for Therapists (Self-Paced Clinical Course), pg 46

ASHT Test Prep CD-ROM for the CHT Exam (CD), pg 52

ASHT Cadaver Demonstrations and Therapeutic Management (CD), pg 52

ASHT Surgical Demonstration and Therapeutic Management II: The Wrist (CD), pg 52

The Plexopathy Patient: Dissection, Evaluation and Treatment Strategy (CD), pg 52

Osteoarthritis and Rheumatoid Arthritis (CD), pg 52

Overview of Hand Problems in Children With Disabilities (Online Course), pg 50